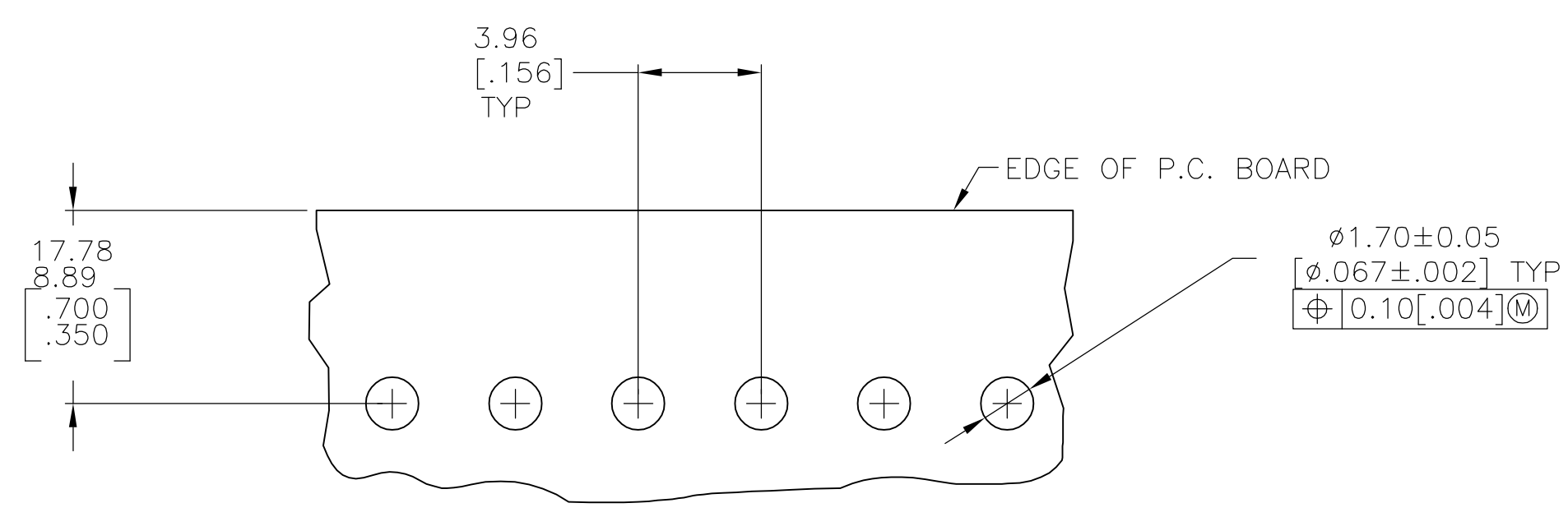
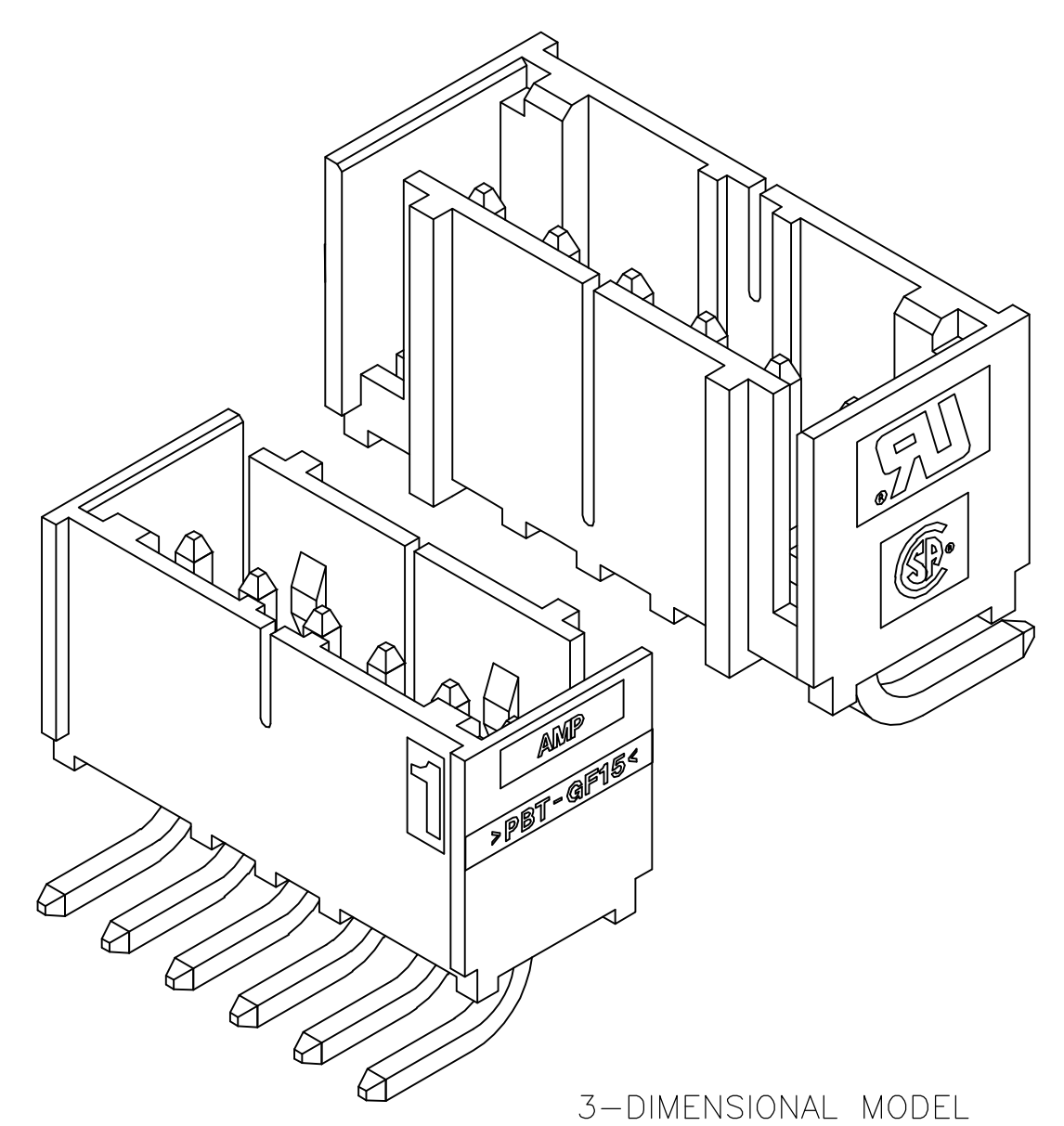
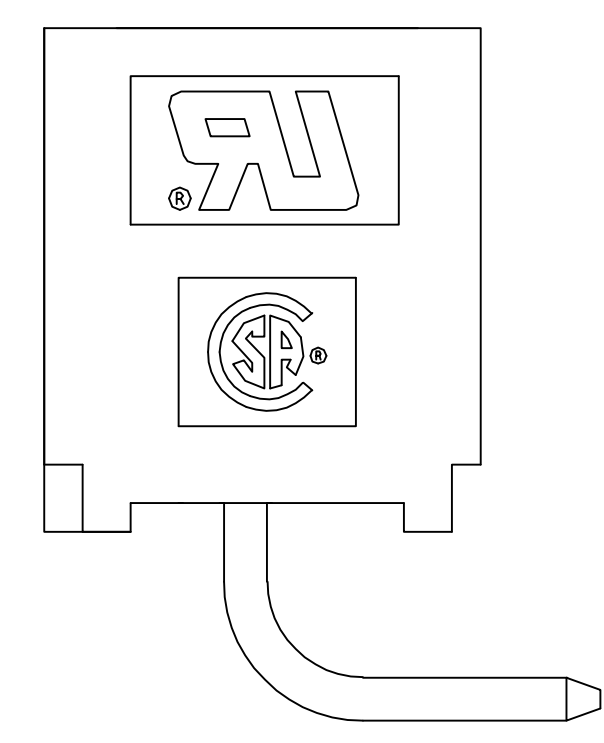


- 1 MATERIAL:
HOUSING - THERMOPLASTIC POLYESTER, GLASS FILLED, UL94-0.
POST - COPPER ALLOY
- 2 FINISH:
HOUSING - BLACK
POST - SEE NOTES 12, 13 AND 14 FOR PLATING.
- 3 POST TO WITHSTAND 3LBS (16N) MIN AXIAL FORCE IN THIS DIRECTION WITHOUT DISLODGING.
- 4 APPLIES AT -A-
- 5 APPLIES WHEN HEADER IS STRAIGHT.
- 6 PLASTIC PROJECTIONS PERMITTED IN THIS ZONE.
- 7 COORDINATE DIMENSIONS APPLIES FROM CENTER OF ACTUAL FEATURE.
- 8 SOLDER SIDE OF BOARD IS SHOWN.
- 9 POST SOLDER TAIL MUST COMPLY WITH AMP SOLDERABILITY SPEC 109-11-2.
- 10 LATCH DETENT FEATURE APPEARS 1 PLACE ON EACH END OF PART (MAX OF 2 PER PART) ON ALL POSITIONS 4 THRU 12. THE LATCH APPEARS ONLY ONE PLACE ON 2 & 3 POSITION PARTS.
- 11 DIMENSIONS IN BRACKETS ARE IN INCHES.
- 12 GOLD PLATE AREA, 0.00076 [.000030] MIN ALL SIDES: OVER NICKEL UNDERPLATE, 0.00127 [.000050] MIN ALL SIDES AND ENTIRE LENGTH OF POST.
- 13 BRIGHT TIN LEAD (93/7) PLATE AREA 0.00381 - 0.0089 [.000150 - .000350] ALL FOUR SIDES, 3.18 [.125] MIN..
- 14 MATTE TIN PLATE AREA 0.00381 - 0.0089 [.000150 - .000350] ALL FOUR SIDES, 3.18 [.125] MIN..



647133-6 SHOWN

12, 14	49.94	1.966	12	3-647133-2
	45.97	1.810	11	3-647133-1
	42.01	1.654	10	3-647133-0
	38.05	1.498	9	2-647133-9
	34.09	1.342	8	2-647133-8
	30.12	1.186	7	2-647133-7
	26.16	1.030	6	2-647133-6
	22.20	.874	5	2-647133-5
	18.24	.718	4	2-647133-4
	14.27	.562	3	2-647133-3
	10.31	.406	2	2-647133-2
	12, 13	49.94	1.966	12
45.97		1.810	11	1-647133-1
42.01		1.654	10	1-647133-0
38.05		1.498	9	647133-9
34.09		1.342	8	647133-8
30.12		1.186	7	647133-7
26.16		1.030	6	647133-6
22.20		.874	5	647133-5
18.24		.718	4	647133-4
14.27		.562	3	647133-3
10.31		.406	2	647133-2

PLATING	MM	IN	NO OF POSN	PART NUMBER

THIS DRAWING IS A CONTROLLED DOCUMENT.

DWN	R. LEWIS	6-17-98
CHK	R. SWING	6-17-98
APP'D	D. CLARK	6-17-98

tyco Electronics
 Tyco Electronics Corporation
 Harrisburg, PA 17105-3608

NAME: MTA-156 SHROUDED HEADER ASSEMBLY, RIGHT ANGLE FRONT BEND .045 SQUARE POST, .000030 GOLD/W/O RETENTION PEG

SIZE: A1 CAGE CODE: 00779 DRAWING NO: 647133

CUSTOMER DRAWING SCALE: 5:1 SHEET: 1 OF 1 REV: D

